




Art Progression Map

A Year Autumn Spring Summer

| | Reception | Year 1 and 2 (KS1) | | Year 3 and 4 (LKS2) | | Year 5 and 6 (UKS2) | |
|--|--|--|---|---|--|--|---|
| | Andy Goldworth Van Gogh Seurat - Pointillism Kandinsky - Circles Guiseppe Archimbolo - Fruit faces Monet - Water Lilie | <u>Year 1</u> Jackson Pollock, Richard Long | <u>Year 2</u> Kandinsky, Paul Klee, Jean Arp, Louise Bourgeois, Anthony Gormley, Max Ernst, L.S Lowry | <u>Year 3</u> Andy Warhol, Malevich, Kandinsky, Matisse, Klee, Ruth Daniels Mark Quinn, Carol Simms David Peleton, Marc Quinn | <u>Year 4</u> Georges Seurat, Henry Moore, Patricia Greaves, Picasso, Bridget Riley, Stacey Chapma | <u>Year 5</u> Van Gogh, David Hockney, Tracey Emin, Picasso, Jim Dine, Cezanne, Derain, Vlaminck, Braque, Cornelia Parker | <u>Year 6</u> Banksy, Claude Lorrain ,Poussin, Jan Beaney, Annemeike Mein |




| | | | | |
|--|---|---|--|--|
|  | <p>To learn sketching skills To colour mix To create skeleton pictures using straws and chalks To create self portraits To explore different media. To explore printing</p> <p>Andy Goldsworthy – natural sculptures Van Gogh – Starry Nigh</p> | <p><u>Marvellous Medicine: Paper Art</u> To use a range of materials creatively to design and make products</p> <p>To use sculpture to develop and share their ideas, experiences and imagination</p> <p>To develop a wide range of art and design techniques in using colour, pattern, texture, line, shape, form and space</p> <p>To talk about the work of a range of artists, craft makers and designers, describing the differences and similarities between different practices and disciplines, and making links to their own work.</p> <p><u>Art :Collage/textiles- Enterprise activity</u> <u>Design & make a simple Christmas decoration.</u> Children to make weaving circles- wool, card, cloth, ribbon (focus on textures, as well as technique)</p> | <p><u>Rainforests / Maya (11000BC)</u> <u>:Investigating patterns/ Printing</u> Blend two colours of ink when printing. Poly printing (use of polystyrene) using ballpoint pens, pencil point markings.</p> <p>To improve their mastery of art and design techniques, including drawing with a range of materials</p> <p>To improve their mastery of art and design techniques, including painting with a range of materials</p> <p><u>The Rainforest</u> To improve their mastery of art and design techniques, including drawing with a range of materials</p> <p>To improve their mastery of art and design techniques, including painting with a range of materials</p> <p>To improve their mastery of art and design techniques, including sculpture with a range of materials</p> <p>To talk about great artists in history</p> | <p><u>Ancient Greece (800BC): Ancient Greece</u></p> <p><u>3D</u> To improve their mastery of art and design techniques, including painting with a range of materials To improve their mastery of art and design techniques, including sculpture with a range of materials To talk about great artists in history</p> |
|--|---|---|--|--|



| | | | | |
|--|--|--|--|--|
| | | | <p><u>Collage/Textile- Enterprise activity</u></p> <p><i>Design & make a simple Christmas decorations.</i></p> | |
|--|--|--|--|--|



| | | | | |
|--|--|---|--|---|
|  | <p>To create colour washes To explore weaving To create collage Experiment with textures. Select own resources. Sculptures - peg creatures, painted stones, pom pom caterpillars etc</p> <p>Seurat - Pointillism Kandinsky - Circles Guiseppe Archimbolo - Fruit faces</p> | <p><u>3D Fire Scene: Sparks and Flames</u></p> <p>To use a range of materials creatively to design and make products</p> <p>To use drawing to develop and share their ideas, experiences and imagination</p> <p>To use painting to develop and share their ideas, experiences and imagination</p> <p>To use sculpture to develop and share their ideas, experiences and imagination</p> <p>To develop a wide range of art and design techniques in using colour, pattern, texture, line, shape, form and space</p> | <p><u>Vikings (750 - 1066) : Vincent Van Gogh</u></p> <p><u>Drawing</u></p> <p>Using pencils, adding shadows and light/dark tones. Use of tone in drawings (charcoals, graded pencils to show cross hatching and use of rubber to highlight. Using pencils, adding shadows and light/dark tones</p> <p>To create sketch books to record their observations</p> <p>To use sketchbooks to review and revisit ideas</p> <p>To improve their mastery of art and design techniques, including painting with a range of materials</p> <p>To learn about great artists in history</p> | <p><u>London: Cityscapes Painting/Multimedia</u></p> <p>To improve their mastery of art and design techniques, including drawing with a range of materials</p> <p>To improve their mastery of art and design techniques, including painting with a range of materials</p> <p>To learn about great artists in history</p> |
|--|--|---|--|---|



Papier mache planets
 Painting interesting things Look at landscape photographers/iconic photos eg moon landing
 Sculpture - clay/salt dough creatures
 Boats
 Monet - Water Lilies

Let it Grow
Printing

Create a print using pressing, rolling, rubbing or stamping.

Can you create a repeating pattern? Can you design your own polystyrene tile/printing block?
African Art

To use a range of materials creatively to design and make products

To use drawing to develop and share their ideas, experiences and imagination

To use painting to develop and share their ideas, experiences and imagination

To use develop a wide range of art and design techniques in using colour, pattern, texture, line, shape, form and space

Mountains: Seurat and
Pointillism

Painting

Form colours working from direct observations of objects,

To create sketch books to record their observations

To use sketchbooks to review and revisit ideas

To improve their mastery of art and design techniques, including painting with a range of materials

To talk about great artists in history

Rivers, Railways and
Revolutions (1800 - 1900)

:Landscapes

Painting

To improve their mastery of art and design techniques, including drawing with a range of materials

To improve their mastery of art and design techniques, including painting with a range of materials

To learn about great artists in history

Recognition of tinting and tone when painting. Look at complementing and contrasting colours



Art Progression Map 2022

B Year Autumn Spring Summer

| | Reception | Year 1 and 2 (KS1) | | Year 3 and 4 (LKS2) | | Year 5 and 6 (UKS2) | |
|--|---|--|--|---|--|--|--|
| | | | | | | | |
| | <p>To learn sketching skills To colour mix To create skeleton pictures using straws and chalks To create self portraits To explore different media. To explore printing</p> <p>Andy Goldsworthy - natural sculptures Van Gogh - Starry Nigh</p> | <p><u>Commotion in the Ocean :Colour Creations</u></p> <p><u>Painting</u> Create mood in painting. Under the sea Warm colours Cold colours Wax resist Colour wheels. Primary and secondary colours.</p> <p>To use a range of materials creatively to design and make products</p> <p>To develop a wide range of art and design techniques in using colour, pattern, texture, line, shape, form and space</p> <p>To learn about the work of a range of artists, craft makers and designers, describing the differences and similarities between different</p> | | <p><u>Our World, Your Future: Chocolate Topic</u></p> <p><u>Graphic Art</u></p> <p>To improve their mastery of art and design techniques, including drawing with a range of materials</p> <p>To improve their mastery of art and design techniques, including painting with a range of materials</p> <p>To improve their mastery of art and design techniques, including sculpture with a range of material</p> | | <p><u>Egyptians - Howard Carter (4,500BC) :Still life</u></p> <p><u>Drawing</u></p> <p>To create sketch books to record their observations</p> <p>To use sketchbooks to review and revisit ideas</p> <p>To improve their mastery of art and design techniques, including drawing with a range of materials</p> <p>To improve their mastery of art and design techniques, including painting with a range of materials</p> <p>To learn about great artists in history</p> | |



| | | | | |
|--|--|--|--|--|
| | | <p>practices and disciplines, and making links to their own work</p> <p><u>Art</u> <u>Collage/textiles</u> <u>Enterprise activity</u> Design & make a simple Christmas decoration. Children to make weaving circles- wool, card, cloth, ribbon (focus on textures, as well as technique)</p> | | |
|--|--|--|--|--|




| | | | | |
|--|--|---|--|--|
| | <p>To create colour washes To explore weaving To create collage Experiment with textures. Select own resources. Sculptures - peg creatures, painted stones, pom pom caterpillars etc</p> <p>Seurat - Pointillism Kandinsky - Circles Guiseppe Archimbolo - Fruit faces</p> | <p><u>Once Upon a Time :Castles</u></p> <p><u>Drawing</u> Drawings of castles. Explore mark making with a range of art pencils.</p> <p>To use a range of materials creatively to design and make products</p> <p>To use drawing to develop and share their ideas, experiences and imagination</p> <p>To use painting to develop and share their ideas, experiences and imagination</p> <p>To develop a wide range of art and design techniques in using colour, pattern, texture, line, shape, form and space</p> <p>To learn about the work of a range of artists, craft makers and designers, describing the differences and similarities between different practices and disciplines, and making links to their own work</p> <p><u>3D</u> Begin to form own simple 3D pieces by sticking together tubes/ cardboard using</p> | <p><u>Stone Age to Iron Age (3,500BC): The Prehistoric world</u></p> <p><u>3D</u> Develop confidence when working with clay through observations of objects as starting points and creating forms by cutting out clay and using tools to add texture and detail. Forming clay base relief and building up layers. Technique of joining pieces using scratch and slip should be covered so that parts don't separate when dry</p> <p>To improve their mastery of art and design techniques, including drawing with a range of materials</p> <p>To improve their mastery of art and design techniques, including sculpture with a range of materials</p> | <p><u>World War II (1939 - 1945):People in Action</u></p> <p><u>Printing</u> Introduction to monoprinting (one off image to create an immediate image).</p> <p>To create sketch books to record their observations</p> <p>To use sketchbooks to review and revisit ideas</p> <p>To improve their mastery of art and design techniques, including drawing with a range of materials</p> <p>To improve their mastery of art and design techniques, including painting with a range of materials</p> <p>To learn about great artists in history</p> |
|--|--|---|--|--|



| | | | | |
|--|--|--|--|--|
| | | <p>masking tape and padding out with scrunched up newspaper where necessary then covering with papier mache</p> <p>Using clay. Creating texture and patterns with tools.</p> | | |
|--|--|--|--|--|



| | | | | |
|--|--|--|---|--|
|  | <p>Papier mache planets Painting interesting things Look at landscape photographers/iconic photos eg moon landing Sculpture - clay/salt dough creatures Boats Monet - Water Lillie</p> | <p><u>Walk on the wild side: Super Sculptures</u> <u>Clay</u></p> <p>To use a range of materials creatively to design and make products</p> <p>To use sculpture to develop and share their ideas, experiences and imagination</p> <p>To develop a wide range of art and design techniques in using colour, pattern, texture, line, shape, form and space</p> <p>To learn about the work of a range of artists, craft makers and designers, describing the differences and similarities between different practices and disciplines, and making links to their own work</p> | <p><u>The Romans Empire in Britain (600BC): Romans</u> <u>Collage/ Clay</u></p> <p>To improve their mastery of art and design techniques, including drawing with a range of materials</p> <p>To improve their mastery of art and design techniques, including painting with a range of materials</p> <p>To improve their mastery of art and design techniques, including sculpture with a range of material</p> <p>To improve their mastery of art and design techniques, including drawing with a range of materials</p> | <p><u>What a Wonderful World: Talking textiles</u> <u>Collage/textiles</u></p> <p>Encourage creation of mood board Weaving using weaving boards.</p> <p>To create sketch books to record their observations</p> <p>To improve their mastery of art and design techniques, including drawing with a range of material</p> |
|--|--|--|---|--|

Extra activities

Christmas cards/calendars/Mother's Day cards/Easter cards